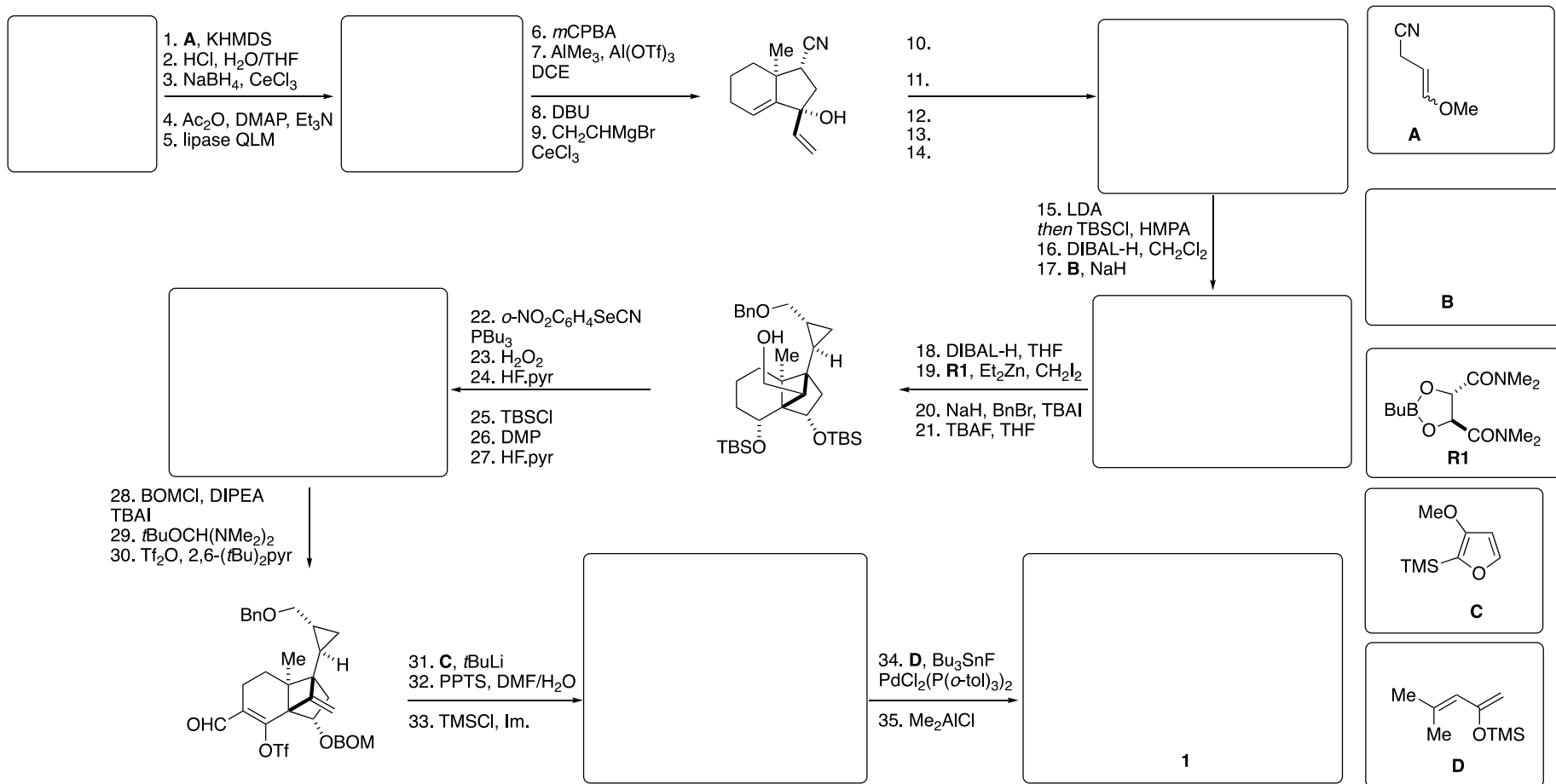
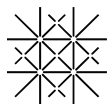


E108: Solanoeclepin A [1]




[1] K. Tanino, M. Takahashi, Y. Tomata, H. Tokura, T. Uehara, T. Narabu, M. Miyashita, *Nat. Chem.* **2011**, 3, 484–488; [2] BB Synthesis: K. Tanino, Y. Tomata, Y. Shiina, M. Miyashita, *Eur. J. Org. Chem.* **2006**, 328–334; [3] First Isolation: T. Masamune, M. Anetai, M. Takasugi, N. Katsui, *Nature* **1982**, 297, 495–496.

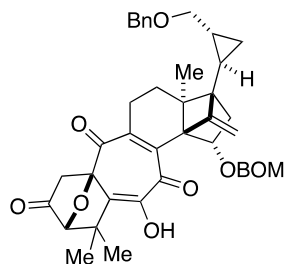


University
of Basel

Sparr Group Seminar
23.10.2019
Felix C. Raps



36. AcOH, H₂O
37. DMP
38. SeO₂
39. Cu(OAc)₂, MeOH



40. MeI, Ag₂O
41. DIBAL-H
42. IBX




43. TMSCl, Im
44. OsO₄, pyr., tBuOH
45. NaIO₄
46. TMSCl, Im.
47. Pd(OH)₂, H₂
48. AcOH, H₂O

First isolation in 1982^[3]

Triggers Cyst Nematodes to hatch^[1]

Major problem for pest-control in agriculture^[1]



49. TMSCl, Im.
50. DMP

51. NaClO₂,
NaH₂PO₄,
2-methyl-2-butene
tBuOH, H₂O
52. HCl(aq)



[1] K. Tanino, M. Takahashi, Y. Tomata, H. Tokura, T. Uehara, T. Narabu, M. Miyashita, *Nat. Chem.* **2011**, 3, 484–488; [2] BB Synthesis: K. Tanino, Y. Tomata, Y. Shiina, M. Miyashita, *Eur. J. Org. Chem.* **2006**, 328–334; [3] First Isolation: T. Masamune, M. Anetai, M. Takasugi, N. Katsui, *Nature* **1982**, 297, 495–496.

